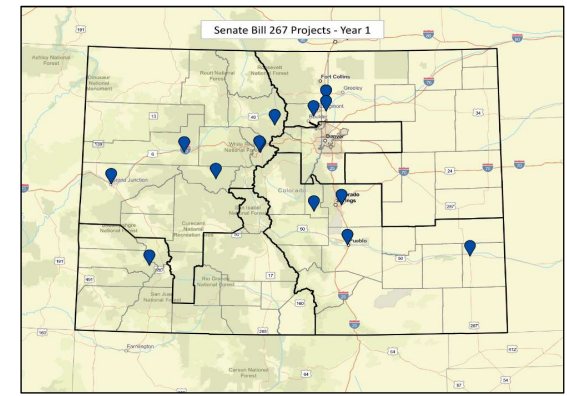


### Strategic Transit Projects (SB 267) - Transit Program Roadmap

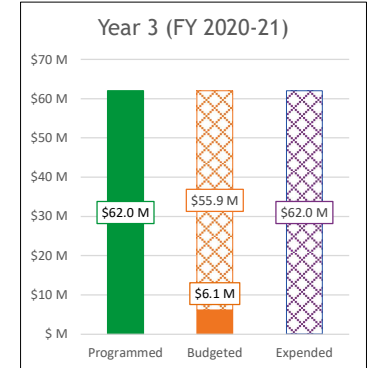
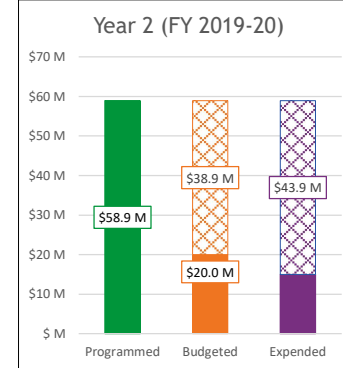
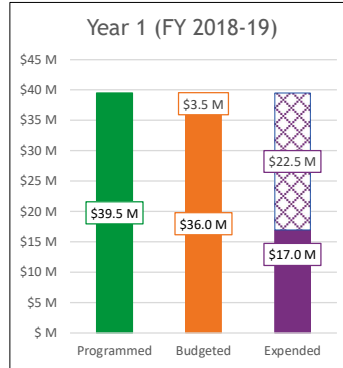
Senate Bill 17-267 (SB-267) provided up to \$188 M for transit projects starting in Fiscal Year 2018-19, with an additional \$10M to date from bond sale proceeds. As of this report, the first three fiscal years (\$148 M) have been released.

This program roadmap allows the Division of Transit and Rail to see remaining key dependencies between major milestones, communicate the linkage between the strategy and the planned prioritized work, and provide a high-level view of upcoming milestones and decision points. Project locations are displayed on the Year 1, 2 or 3 map to the right.



Senate Bill 267: Year 1 Allocation (\$39.5M Total, \$17.0M Complete)																		
Programmed	Project Description	Region	2022				2023				2024				2025			
			Jan-Mar	Apr-Jun	Jul-Sep	Oct-Dec	Jan-Mar	Apr-Jun	Jul-Sep	Oct-Dec	Jan-Mar	Apr-Jun	Jul-Sep	Oct-Dec	Jan-Mar	Apr-Jun	Jul-Sep	Oct-Dec
\$3.00 M	Bijou Street Storage and Maintenance Facility	2	COMPLETED															
\$0.12 M	Cripple Creek Administration and Operations Facility (Design)	2																
\$0.11 M	Prowers County Bus Barn Office Extension	2																
\$0.05 M	Southwest Chief Thru-Car Study - CRISI Grant Match	2	COMPLETED															
\$3.44 M	Frisco Transit Center - Phase 2	3																
\$2.98 M	RFTA Glenwood Maintenance Facility - Phase 3/7	3																
\$0.20 M	Winter Park Transit Maintenance Facility - Phase 1	3	COMPLETED															
\$2.60 M	Winter Park Transit Maintenance Facility - Phase 2	3																
\$1.50 M	Arterial Transit and Bike/Pedestrian Improvements on I-70 Bus./US 6 Corridor	3																
\$1.00 M	RFTA Aspen Maintenance Facility Improvement - Phase 9	3	COMPLETED															
\$0.43 M	Summit County Transit Operations Center Design and Engineering	3																
\$6.72 M	Firestone-Longmont - Phase 1	4	FUNDS MOVED TO FIRESTONE-LONGMONT MOBILITY HUB															
\$2.50 M	Firestone-Longmont Mobility Hub	4																
\$6.00 M	Centerra-Loveland Mobility Hub	4																
\$5.00 M	Berthoud Mobility Hub	4																
\$2.00 M	SH 119 BRT	4																
\$0.00 M	Poncha Springs Crossroads Welcome Center Improvements	5	WITHDRAWN															
\$1.86 M	SMART Purchase of Existing Real Property for Admin & Maintenance Facility	5	COMPLETED															

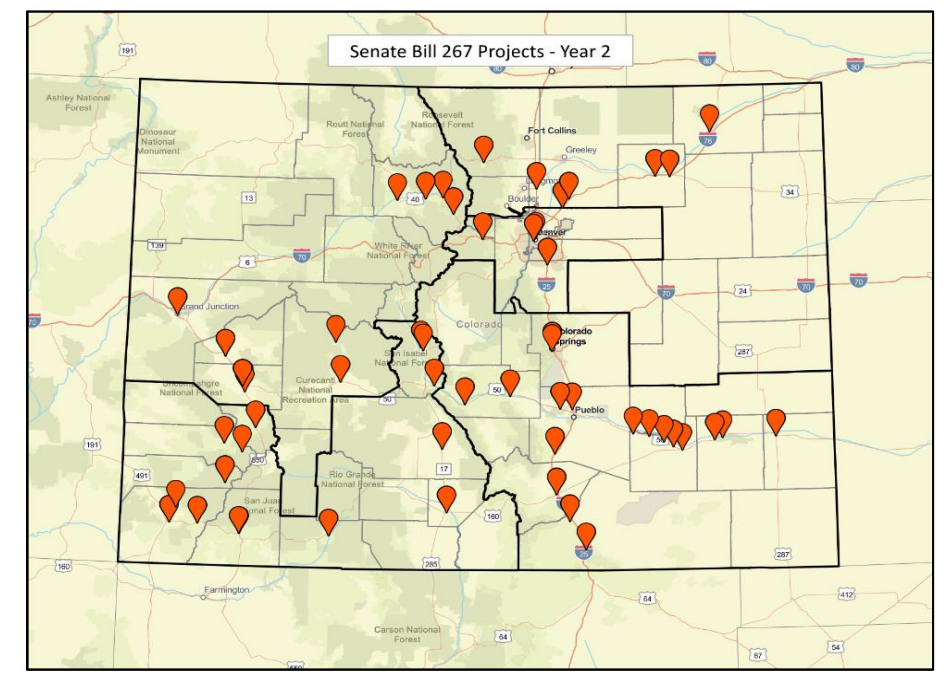
Legend	
	Planning
	Design / Environmental Clearance / ROW Acquisition
	Procurement
	Construction / Delivery
	Cash Contribution
	Program Management Activities
	Quarterly TC Meeting Report
	Bar Charts: Unprogrammed
	Bar Charts: Unbudgeted
	Bar Charts: Unexpended



### Strategic Transit Projects (SB 267) - Transit Program Roadmap

Senate Bill 17-267 (SB-267) provided up to \$188 M for transit projects starting in Fiscal Year 2018-19, with an additional \$10M to date from bond sale proceeds. As of this report, the first three fiscal years (\$148 M) have been released.

This program roadmap allows the Division of Transit and Rail to see remaining key dependencies between major milestones, communicate the linkage between the strategy and the planned prioritized work, and provide a high-level view of upcoming milestones and decision points. Project locations are displayed on the Year 1, 2 or 3 map to the right.

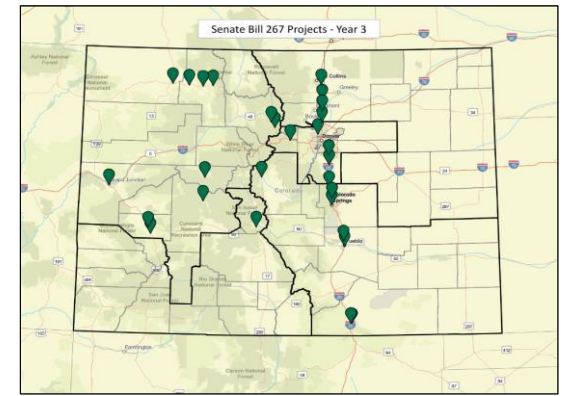


Senate Bill 267: Year 2 Allocation (\$58.9M Total, \$20.2M Complete)																		
Programmed	Project Description	Region	2022				2023				2024				2025			
			Jan-Mar	Apr-Jun	Jul-Sep	Oct-Dec	Jan-Mar	Apr-Jun	Jul-Sep	Oct-Dec	Jan-Mar	Apr-Jun	Jul-Sep	Oct-Dec	Jan-Mar	Apr-Jun	Jul-Sep	Oct-Dec
\$26.00 M	Revitalizing Main Streets Program	1	IN PROGRESS															
\$15.00 M	Burnham Yard - CRISI Grant Match	1	COMPLETED															
\$2.00 M	Lone Tree Mobility Hub	1	█	█	█	█	█	█	█	█	█	█	█	█	█	█	█	█
\$0.63 M	Bustang Fleet Purchases (Region 1)	1	█	█	█	█	█	█	█	█	█	█	█	█	█	█	█	█
\$0.30 M	Idaho Springs Mobility Hub	1	█	█	█	█	█	█	█	█	█	█	█	█	█	█	█	█
\$3.50 M	Colorado Springs Transit Center	2	█	█	█	█	█	█	█	█	█	█	█	█	█	█	█	█
\$1.10 M	North Pueblo Mobility Hub	2	█	█	█	█	█	█	█	█	█	█	█	█	█	█	█	█
\$0.60 M	Outrider Improvements at Lamar, Fort Lyon, Las Animas, La Junta, Swink, Rocky Ford, Manitou and Fowler	2	█	█	█	█	█	█	█	█	█	█	█	█	█	█	█	█
\$0.20 M	South Central Storage and Maintenance Facility	2	█	█	█	█	█	█	█	█	█	█	█	█	█	█	█	█
\$0.20 M	Outrider Improvements at Colorado City Corners, Walsenburg and Aguilar	2	█	█	█	█	█	█	█	█	█	█	█	█	█	█	█	█
\$0.16 M	Outrider Improvements at Canon City and Cotopaxi	2	█	█	█	█	█	█	█	█	█	█	█	█	█	█	█	█
\$0.08 M	Outrider Improvements at Pueblo West	2	█	█	█	█	█	█	█	█	█	█	█	█	█	█	█	█
\$0.08 M	Outrider Improvements at Tejon Park-n-Ride	2	█	█	█	█	█	█	█	█	█	█	█	█	█	█	█	█
\$0.80 M	Gunnison Valley RTA Storage Facility	3	█	█	█	█	█	█	█	█	█	█	█	█	█	█	█	█
\$0.30 M	Outrider Improvements at Fraser, Granby, Kremmling and Hot Sulphur Springs	3	█	█	█	█	█	█	█	█	█	█	█	█	█	█	█	█
\$0.25 M	Outrider Improvements at Montrose, Delta and Gunnison	3	█	█	█	█	█	█	█	█	█	█	█	█	█	█	█	█
\$0.25 M	Montrose Multimodal Transit Center (All Points Transit)	3	█	█	█	█	█	█	█	█	█	█	█	█	█	█	█	█
\$0.08 M	Grand Junction Mobility Hub	3	█	█	█	█	█	█	█	█	█	█	█	█	█	█	█	█
\$0.00 M	Western Slope Storage and Maintenance Facility	3	WITHDRAWN															
\$1.25 M	Bustang Fleet Purchases (Region 4)	4	█	█	█	█	█	█	█	█	█	█	█	█	█	█	█	█
\$1.03 M	Estes Park Transit Improvements	4	█	█	█	█	█	█	█	█	█	█	█	█	█	█	█	█
\$0.24 M	Outrider Improvements at Brush, Fort Morgan and Hudson	4	█	█	█	█	█	█	█	█	█	█	█	█	█	█	█	█
\$0.10 M	Firestone-Longmont Mobility Hub Phase 1	4	█	█	█	█	█	█	█	█	█	█	█	█	█	█	█	█
\$0.08 M	Outrider Improvements at Sterling	4	█	█	█	█	█	█	█	█	█	█	█	█	█	█	█	█
\$0.08 M	Outrider Improvements at Lochbuie	4	█	█	█	█	█	█	█	█	█	█	█	█	█	█	█	█
\$2.00 M	Durango Transit Capital Improvements	5	█	█	█	█	█	█	█	█	█	█	█	█	█	█	█	█
\$1.08 M	Pagosa Springs/Archuleta Multimodal Facility	5	█	█	█	█	█	█	█	█	█	█	█	█	█	█	█	█
\$0.60 M	Buena Vista Park-n-Ride and Intermodal Facility	5	█	█	█	█	█	█	█	█	█	█	█	█	█	█	█	█
\$0.40 M	Outrider Improvements at Durango, Mancos, Cortez, Dolores, and Rico	5	█	█	█	█	█	█	█	█	█	█	█	█	█	█	█	█
\$0.25 M	Outrider Improvements at Placerville, Ridgway and Telluride	5	█	█	█	█	█	█	█	█	█	█	█	█	█	█	█	█
\$0.25 M	Outrider Improvements at 3 locations between Alamosa and Buena Vista	5	█	█	█	█	█	█	█	█	█	█	█	█	█	█	█	█

### Strategic Transit Projects (SB 267) - Transit Program Roadmap

Senate Bill 17-267 (SB-267) provided up to \$188 M for transit projects starting in Fiscal Year 2018-19, with an additional \$10M to date from bond sale proceeds. As of this report, the first three fiscal years (\$148 M) have been released.

This program roadmap allows the Division of Transit and Rail to see remaining key dependencies between major milestones, communicate the linkage between the strategy and the planned prioritized work, and provide a high-level view of upcoming milestones and decision points. Project locations are displayed on the Year 1, 2 or 3 map to the right.



Senate Bill 267: Year 3 Allocation (\$62M Total, \$0.4M Complete)																		
Programmed	Project Description	Region	2022				2023				2024				2025			
			Jan-Mar	Apr-Jun	Jul-Sep	Oct-Dec	Jan-Mar	Apr-Jun	Jul-Sep	Oct-Dec	Jan-Mar	Apr-Jun	Jul-Sep	Oct-Dec	Jan-Mar	Apr-Jun	Jul-Sep	Oct-Dec
\$8.00 M	Lone Tree Mobility Hub	1	█	█	█	█	█	█	█	█	█	█	█	█	█	█	█	
\$4.13 M	Idaho Springs Mobility Hub	1	█	█	█	█	█	█	█	█	█	█	█	█	█	█	█	
\$3.80 M	Bustang Fleet Purchases (Region 1)	1	█	█	█	█	█	█	█	█	█	█	█	█	█	█	█	
\$8.10 M	I-25 and SH 7 Interchange Mobility Hub	1	█	█	█	█	█	█	█	█	█	█	█	█	█	█	█	
\$0.50 M	Bustang Heavy Maintenance Facility	1	█	█	█	█	█	█	█	█	█	█	█	█	█	█	█	
\$0.30 M	Castle Rock Mobility Hub	1	█	█	█	█	█	█	█	█	█	█	█	█	█	█	█	
\$2.00 M	I-70 Bustang Pegasus Park-n-Rides	1	█	█	█	█	█	█	█	█	█	█	█	█	█	█	█	
\$4.90 M	North Pueblo Mobility Hub	2	█	█	█	█	█	█	█	█	█	█	█	█	█	█	█	
\$2.18 M	Pueblo Administrative and Maintenance Facility	2	█	█	█	█	█	█	█	█	█	█	█	█	█	█	█	
\$2.43 M	South Central Storage and Maintenance Facility	2	█	█	█	█	█	█	█	█	█	█	█	█	█	█	█	
\$2.50 M	Colorado Springs Transit Center	2	█	█	█	█	█	█	█	█	█	█	█	█	█	█	█	
\$1.25 M	Bustang Fleet Purchases (Region 2)	2	█	█	█	█	█	█	█	█	█	█	█	█	█	█	█	
\$1.00 M	Southwest Chief Track Improvements - CRISI Grant Match	2	█	█	█	█	█	█	█	█	█	█	█	█	█	█	█	
\$0.60 M	Woodmen Road Mobility Hub	2	█	█	█	█	█	█	█	█	█	█	█	█	█	█	█	
\$0.50 M	Fairplay Mobility Hub	2	█	█	█	█	█	█	█	█	█	█	█	█	█	█	█	
\$0.10 M	Monument Park-n-Ride (Preconstruction)	2	█	█	█	█	█	█	█	█	█	█	█	█	█	█	█	
\$4.50 M	Snowmass Transit Center	3	█	█	█	█	█	█	█	█	█	█	█	█	█	█	█	
\$2.99 M	Montrose Multimodal Transit Center (All Points Transit)	3	█	█	█	█	█	█	█	█	█	█	█	█	█	█	█	
\$0.90 M	Gunnison Valley RTA Storage Facility	3	█	█	█	█	█	█	█	█	█	█	█	█	█	█	█	
\$0.50 M	Grand Junction Mobility Hub	3	█	█	█	█	█	█	█	█	█	█	█	█	█	█	█	
\$0.50 M	Region 3 Outrider Storage in Montrose	3	█	█	█	█	█	█	█	█	█	█	█	█	█	█	█	
\$0.32 M	Outrider Improvements at Steamboat Springs, Milner, Hayden and Craig	3	█	█	█	█	█	█	█	█	█	█	█	█	█	█	█	
\$0.16 M	Outrider Improvements at Winter Park and Tabernash	3	█	█	█	█	█	█	█	█	█	█	█	█	█	█	█	
\$1.00 M	Berthoud Mobility Hub	4	█	█	█	█	█	█	█	█	█	█	█	█	█	█	█	
\$1.00 M	Firestone-Longmont Mobility Hub	4	█	█	█	█	█	█	█	█	█	█	█	█	█	█	█	
\$2.00 M	Firestone-Longmont Mobility Hub Access Improvements	4	█	█	█	█	█	█	█	█	█	█	█	█	█	█	█	
\$1.25 M	Bustang Fleet Purchases (Region 4)	4	█	█	█	█	█	█	█	█	█	█	█	█	█	█	█	
\$0.50 M	Centerra-Loveland Mobility Hub	4	█	█	█	█	█	█	█	█	█	█	█	█	█	█	█	
\$0.50 M	Harmony Road Park-n-Ride Expansion (Preconstruction)	4	█	█	█	█	█	█	█	█	█	█	█	█	█	█	█	
\$0.30 M	Northern Colorado Maintenance Facility	4	█	█	█	█	█	█	█	█	█	█	█	█	█	█	█	
\$0.48 M	Salida Transit Capital Improvements	5	█	█	█	█	█	█	█	█	█	█	█	█	█	█	█	
\$0.44 M	Buena Vista Park-n-Ride and Intermodal Facility	5	█	█	█	█	█	█	█	█	█	█	█	█	█	█	█	
\$0.08 M	Poncha Springs Outrider Improvements	5	█	█	█	█	█	█	█	█	█	█	█	█	█	█	█	
\$2.30 M	Program and Construction Management	All	█	█	█	█	█	█	█	█	█	█	█	█	█	█	█	